



**Scenic Hudson's Great River Sweep 2002
Litter Survey & Environmental Benefit Project
Report**

June 7, 2002

Report prepared by:
Andy Bicking
Evan Weissman
Scenic Hudson, Inc.

June 7, 2002

Table of Contents

Executive Summary	4-5
Community Participation Summary of Cleanups by Area Community Participation 2002	6-7
Litter Survey Findings Litter Stream by Weight Litter Stream by Volume Beverage Container Analysis	8-10

Executive Summary

An Environmental and Land Preservation Mission

Scenic Hudson, Inc. is a 38-year-old nonprofit environmental organization and separately incorporated land trust dedicated to protecting and enhancing the scenic, natural, historic, agricultural and recreational treasures of the Hudson River and its valley. To date, we have protected 17,700 acres of land in 10 counties and created or enhanced 28 parks and preserves for public enjoyment.

Uniting Volunteers in Cleaning Up America's River

Scenic Hudson's annual Great River Sweep is a nine-day event that unites Hudson Valley residents to perform waterfront cleanups. The effort connects thousands of volunteers from the Adirondacks to Manhattan in removing trash and beautifying the Hudson River's shorelines, tributaries and public places. It is held the last full week of April, beginning on Saturday and ending the following Sunday, in coordination with Earth Day. **In 2002 the project involved approximately 5,285 volunteers at 176 planned cleanups in gathering and properly disposing of tons of trash.** The recipient of both national and international awards, the Great River Sweep is a model of environmental quality and grassroots organizing. It is founded upon extensive volunteer networks in 98 Hudson Valley communities.

Expanding a Highly Effective Project

In 2002 the Great River Sweep was the recipient of an Environmental Benefit Project (EBP) grant administered by the New York State Attorney General's office. The EBP enabled Scenic Hudson to conduct a litter survey about trash collected at Great River Sweep sites and expand its outreach and volunteer recruitment to a new region – Albany north to Lake Tear of the Clouds. As a direct result of the project, eight new communities in four counties participated in the cleanup. Thirteen cleanups took place in the region covered by the EBP, nine of which were coordinated by new volunteers.

Survey Methodology

Volunteers separated beverage containers from other debris and counted the number of New York State returnable containers and non-New York State returnable containers found. Beverage containers tallied included beer, bottled water, fruit juice, iced tea, liquor, milk, soda, sport drinks, wine, wine cooler, etc. Accurate separation of debris was confirmed through random cleanup site inspections for 54% of cleanup coordinators performed by Scenic Hudson staff and experienced volunteers serving as regional cleanup coordinators. The data was recorded by volunteers in the field and compiled in this report by Scenic Hudson staff. It is the goal of this survey to accurately and professionally represent the findings of the EBP as they pertain to beverage containers found at Great River Sweep cleanup sites.

A Summary of Results

As of the writing of this report, 76% of cleanups have responded to the litter survey and reported the content of 21.99 tons of trash. Our findings indicate that New York State non-returnable beverage containers make up a great majority of beverage container litter in Hudson Valley Communities. The survey found that non-returnable beverage containers make up 61% of beverage container litter, despite accounting for only 22% of the beverage container market.

Nine percent of the New York State beverage containers that were collected were redeemed. Despite Great River Sweep participants' interest, most containers were so soiled that they were not accepted by redemption centers.

In addition, the survey found that tires make up approximately 29% by weight and 13% by volume, and household appliances make up approximately 4% by weight and 1% by volume of the Hudson Valley litter stream. Other items commonly found included: Styrofoam, plastic, paper, cigarette butts and food wrappers.

Scenic Hudson hopes that this information will help advance the litter-reduction and recycling goals of New York State and the bottle bill deposit law.

Summary of Cleanups by Area

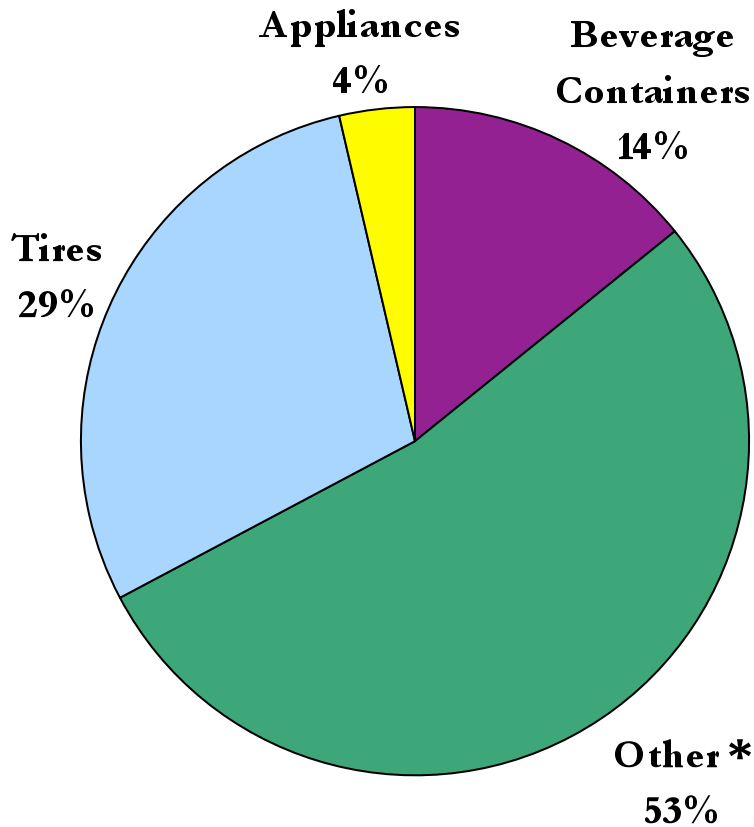
Albany County	2
Columbia County	4
Dutchess County	33
Greene County	4
New York City	6
New Jersey	4
Orange County	21
Putnam County	7
Rensselaer County	5
Rockland County	11
Saratoga County	1
Schoharie County	1
Sullivan County	3
Ulster County	30
Warren County	1
Westchester County	43

TOTAL **176**

Community Participation 2002

Albany	Gardiner	Pawling	Walden
Alpine	Garnerville	Peekskill	Wappingers Falls
Annandale	Garrison	Piermont	Warrensburg
Arlington	Germantown	Pleasant Valley	Wayne
Athens	Glasco	Pleasantville	West Coxsackie
Beacon	Greenwich	Port Chester	West Nyack
Bergen County	Haverstraw	Port Ewen	West Point
Brewster	Highland	Poughkeepsie, City	Yonkers
Bronx	Highland Falls	Poughkeepsie, Town	
Brooklyn	Hopewell Junction	Putnam Valley	
Carmel	Hudson	Red Hook	
Catskill	Hyde Park	Rensselaer	
Chappaqua	Jersey City	Rhinebeck	
Clarkstown	Kingston	Rhinecliff	
Claverack	LaGrange	Rifton	
Clintondale	Manhattan	Rosendale	
Cohoes	Middleburgh	Saugerties	
Cold Spring	Montgomery	Scarborough	
Cornwall	Montrose	Schodack	
Cortlandt	Mt. Kisco	Schuylerville	
Coxsackie	Nassau	Sleepy Hollow	
Crestwood	Neversink	Spackenkill	
Croton-on-Hudson	New Baltimore	Staatsburg	
Dobbs Ferry	New Hamburg	Staten Island	
East Greenbush	New Paltz	Stony Point	
Edgewater	New Windsor	Tarrytown	
Englewood Cliff	Newburgh	Tillson	
Esopus	Nyack	Tivoli	
Fort Lee	Olive	Troy	
Fort Montgomery	Ossining	Valatie	

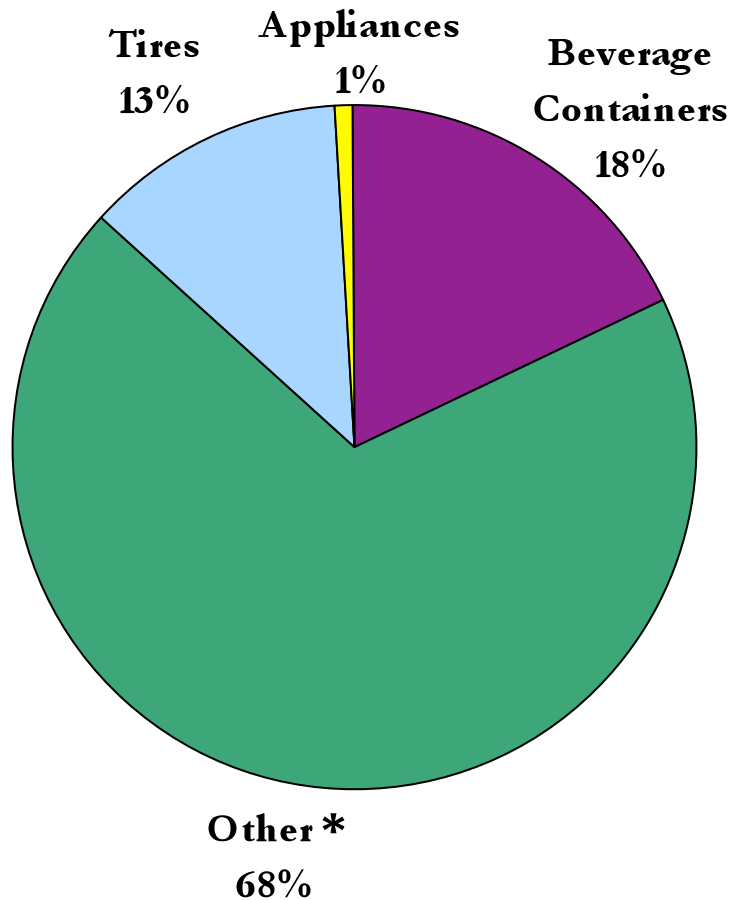
Litter Stream in the Hudson Valley (approximate weight)



* Anecdotally we know the following items make up a significant portion of other litter found in the Hudson Valley:

- Styrofoam
- Plastic
- Paper
- Cigarette butts
- Food wrappers

Litter Stream in the Hudson Valley (approximate volume)

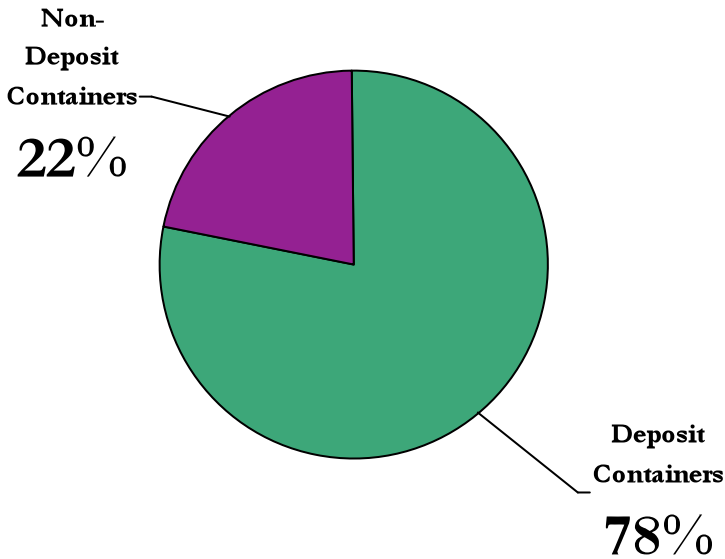


* Anecdotally we know the following items make up a significant portion of other litter found in the Hudson Valley:

- Styrofoam
- Plastic
- Paper
- Cigarette butts
- Food wrappers

Despite accounting for 22% of the beverage container market, non-deposit containers account for 61% of beverage container litter.

Beverage Containers Sold in NYS



1999 Beverage Sales in NYS* (Number of Containers)

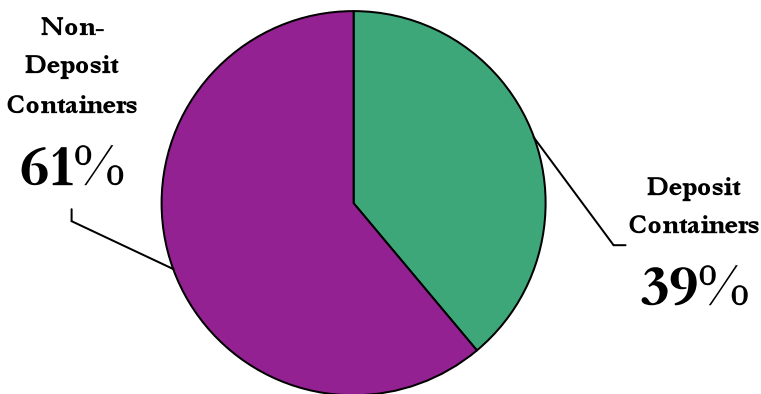
Deposit Containers:

Soda: 5.6 Billion
 Beer: 3.3 Billion

Non-Deposit Containers

Fruit Beverages: 1.3 Billion
 Bottled Water: 810 Million
 Tea: 290 Million
 Sports Drinks: 120 Million

Beverage Containers Found in Hudson Valley Litter Stream



Number of Beverage Containers Found in Hudson Valley Litter Stream

Deposit Containers:

4,741 (39%)

Non-Deposit Containers:

7,359 (61%)

Total Beverage Containers:

12,100 (100%)

A digital version of this report is available on our website at:
<http://www.scenichudson.org/volunteer/grs/index.html>



Scenic Hudson, Inc. is a 38-year-old nonprofit environmental organization and separately incorporated land trust dedicated to protecting and enhancing the scenic, natural, historic, agricultural and recreational treasures of the Hudson River and its valley. To date we have protected 17,700 acres of land in 10 counties and created or enhanced 28 parks and preserves for public enjoyment.

One Civic Center Plaza, Suite 200, Poughkeepsie, NY 12601
(845) 473-4440/(845) 473-0740 FAX; www.scenichudson.org